



iQ500, built-in fridge, 177.5 x 56 cm, flat hinge KI81RAFE0G



Included accessories

3 x egg tray

refrigerator with hyperFresh plus to keep fruit and vegetables fresh up to 2 times longer, plus touchControl temperature control.

- ✓ The hyperFresh plus Box with adjustable humidity keeps fruit and vegetables fresh for longer.
- ✓ LED light – Ample, even lighting helps you check what's in your fridge faster.
- ✓ bottleRack – Store your bottles safely and in easy reach.
- ✓ The easyAccess glass shelves make loading easier and give you a better view of your food items.
- ✓ The superCooling button reduces the temperature for a set time, to quickly cool down fresh food items.

Features

Technical Data

Energy Efficiency Class: E

Average annual energy consumption in kilowatt hour per year (kWh/a): 115 kWh/annum

Sum of volume of frozen compartments: 0 l

Sum of volume of chill compartments: 319 l

Airborne acoustical noise emissions : 37 dB(A) re 1 pW

Airborne acoustical noise emission class: C

Built-in / Free-standing: Built-in

Door panel options: Not possible

Height: 1772 mm

Width of the appliance: 558 mm

Depth: 545 mm

Required niche size for installation (HxWxD): 1775.0 x 560 x 550 mm

Net weight: 61.4 kg

Connection Rating: 90 W

Fuse protection: 13 A

Door hinge: Right reversible

Voltage: 220-240 V

Frequency: 50 Hz

Approval certificates: CE, G-Mark, VDE

Length electrical supply cord: 230 cm

Number of compressors: 1

Number of independent cooling systems: 1

Interior ventilator: Yes

Reversible Door Hinge: Yes

Number of Adjustable Shelves in fridge compartment: 6

Shelves for Bottles: Yes

EAN code: 4242003884478

Brand: Siemens

Product name / Commercial code: KI81RAFE0G

Product category: Refrigerator

Frost free system: No

Installation typology: Full-integrated



4 242003 884478



iQ500, built-in fridge, 177.5 x 56 cm, flat hinge KI81RAFE0G

Features

- KI81RAFE0G
- coolEfficiency
- easy Installation

Functions

- Bright interior LED fridge light
-

Design features

- Electronic LED display
- freshSense - constant temperature by intelligent sensor technology
 - Constant temperature control by intelligent sensor technology
- Automatic defrost in fridge section
- superCool function with automatic deactivation
- Acoustic open door warning system

Design features

- 7 safety glass shelves (6 height adjustable)
- Bottle rack
- 6 door trays, including 1x dairy compartment
- bottle holder in door tray

Freshness System

- 1 x hydroFresh drawer - humidity controlled vegetable/salad container on telescopic rails for prolonged storage
- 1 x humidity controlled vegetable/salad drawers on telescopic rails

Dimension and installation

- Dimensions: 177.2 cm H x 55.8 cm W x 54.5 cm D
- Niche Dimensions: 177.5 cm H x 56 cm W x 55 cm D

Key features - Fridge section

- Right hinged door, door reversible
- Connection value 90 W
- 220 - 240 V

Country Specific Options

- Based on the results of the standard 24-hour test. Actual consumption depends on usage/position of the appliance.

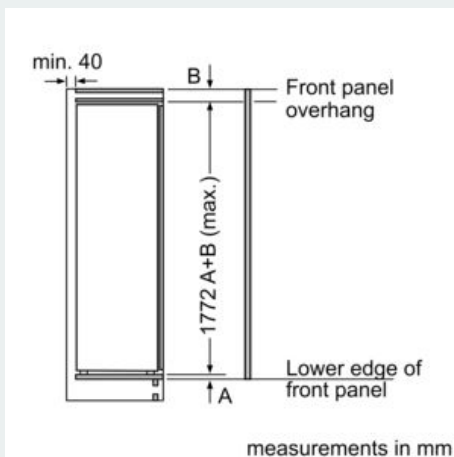
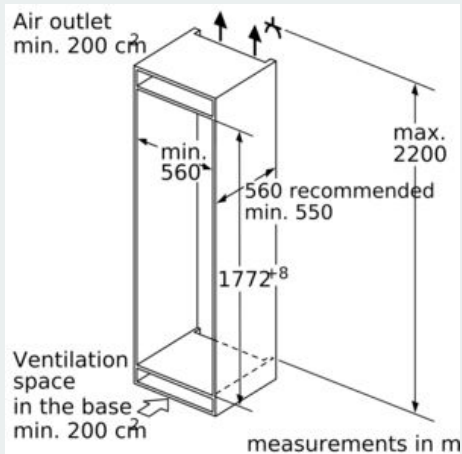
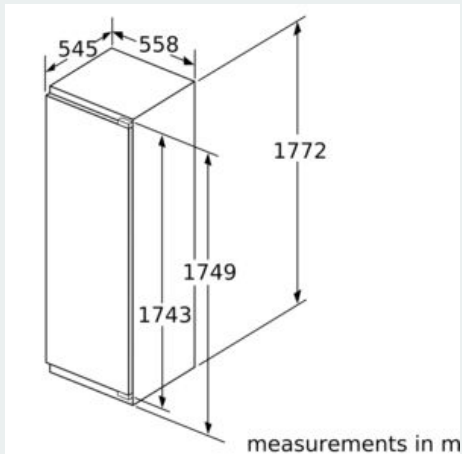
Performance and Consumption

- EU19_EEK_D: E
- Total Volume : 319 l
- Net Fridge Volume : 319 l
- Net Freezer Volume : 0 l
- Annual Energy Consumption: 115 kWh/a
- Climate Class: SN-ST
- EU19_Fast freezer facility_D: no
- Noise Level : 37 dB

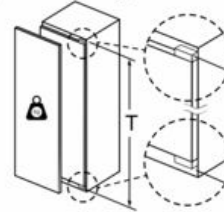


iQ500, built-in fridge, 177.5 x 56 cm,
flat hinge
KI81RAFE0G

Dimensioned drawings



Maximal permissible weight of the unit fronts



Fitted kitchen unit doors that exceed the permissible weight may cause damage and result in functional impairment of the hinges.

T: Includes height of appliance door	undamped hinge,	damped hinge,
Hinges in mm:	Door in kg:	Door in kg:
1500-1750	22	22

measurements in mm

Recommended gap dimensions for flat hinges

F	R	X
16-19	0-3	2.5
20	0-1	3
	2-3	2.5
21	0-1	3
	2-3	2.5
22	0	4
	1	3.5
	2-3	3

The gap dimensions recommended in the table must be adhered to in order to ensure that appliance doors do not collide with anything when they are opened, and to avoid causing damage to kitchen units.

Maximal permissible weight of the unit fronts		
Fitted unit fronts that exceed the permissible weight may cause damage and result in functional impairment of the hinges.		
Δ Weight		
A: Appliance door height including hinges in mm		
B: Undamped hinge, unit front in kg		
C: Damped hinge, unit front in kg		
A	B	C
1500-1750	22	22
720-1400	19	19
A1	15	19
A2	15	19



**iQ500, built-in fridge, 177.5 x 56 cm,
flat hinge
KI81RAFE0G**

Dimensioned drawings

