



**iQ500, built-in fridge-freezer with
freezer at bottom, 177.2 x 55.8 cm, flat
hinge
KI86SAFE0G**



Included accessories

- 3 x egg tray
- 1 x ice cube tray
- 1 x bottle holder in door tray

built-in fridge freezer, with lowFrost technology and hyperFresh plus Box to keep produce fresh up to twice as long.

- ✓ The hyperFresh plus Box with adjustable humidity keeps fruit and vegetables fresh for longer.
- ✓ Less frost formation and faster defrosting with lowFrost.
- ✓ LED light – Ample, even lighting helps you check what's in your fridge faster.
- ✓ The bigBox offers plenty of space to store and stack large frozen items efficiently.
- ✓ The easyAccess glass shelves make loading easier and give you a better view of your food items.

Features

Technical Data

Energy Efficiency Class: E
Average annual energy consumption in kilowatt hour per year (kWh/a): 219 kWh/annum
Sum of volume of frozen compartments: 74 l
Sum of volume of chill compartments: 192 l
Airborne acoustical noise emissions : 36 dB(A) re 1 pW
Airborne acoustical noise emission class: C
Built-in / Free-standing: Built-in
Door panel options: Not possible
Width of the appliance: 558 mm
Depth: 545 mm
Required niche size for installation (HxWxD): 1775.0 x 560 x 550 mm
Net weight: 62.7 kg
Connection Rating: 90 W
Fuse protection: 13 A
Door hinge: Right reversible
Voltage: 220-240 V
Frequency: 50 Hz
Approval certificates: CE, Ukraine, VDE
Length electrical supply cord: 230 cm
Storage Period in Event of Power Failure (h): 9 h
Number of compressors: 1
Number of independent cooling systems: 2
Interior ventilator: No
Reversible Door Hinge: Yes
Number of Adjustable Shelves in fridge compartment: 4
Shelves for Bottles: No
Frost free system: No
Installation typology: Full-integrated
Type of hinge: Flush-folding





iQ500, built-in fridge-freezer with freezer at bottom, 177.2 x 55.8 cm, flat hinge

KI86SAFE0G

Features

- KI86SAFE0G
- coolEfficiency
- easy Installation

Functions

- Bright interior LED fridge light

Design features

- LED display for fridge and freezer
- freshSense - constant temperature by intelligent sensor technology
 - Constant temperature control by intelligent sensor technology
- Twin evaporators allows independent temperature control and ensures there is no transference of humidity between the fridge and freezer cavity.
- superCool function with automatic deactivation
- SuperFreeze with Manual/automatic activation
- Holiday mode
- Acoustic open door warning system
- Freezer malfunction warning signal: Optical and acoustical

Design features

- 5 safety glass shelves (4 height adjustable)
- 5 door trays, including 1x dairy compartment

Freshness System

- 1 hyperFresh plus box with adjustable humidity - keeps fruit and vegetables fresher for longer.

-

Food freshness system

- lowFrost - less ice creation and therefore quicker defrosting
- Removable safety glass shelves for extra space
- 3 transparent freezer drawers, 1 bigBox

Dimension and installation

- Dimensions: 177.2 cm H x 55.8 cm W x 54.5 cm D
- Niche Dimensions: 177.5 cm H x 56 cm W x 55 cm D

Key features - Fridge section

- Right hinged door, door reversible
- Connection value 90 W
- 220 - 240 V
- Transportation handles

Key features - Freezer section

- KI86SAFE0G
- bottle holder in door tray

Country Specific Options

- Based on the results of the standard 24-hour test. Actual consumption depends on usage/position of the appliance.

Design features

Dimension and installation

Additional features

Performance and Consumption

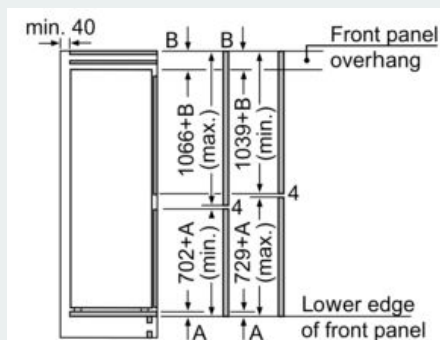
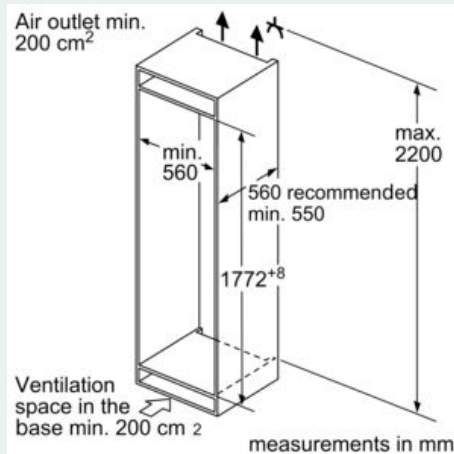
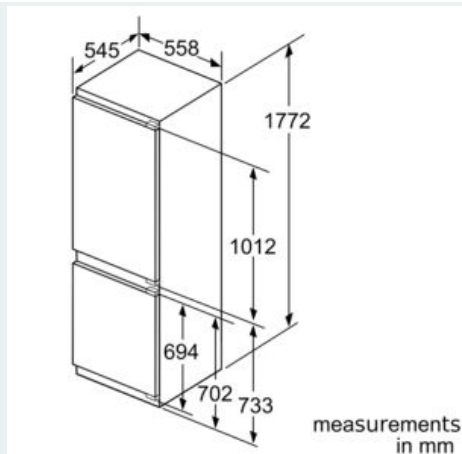
- EU19_EEK_D: E
- Total Volume : 266 l
- Net Fridge Volume : 192 l
- Net Freezer Volume : 74 l
- Freezing capacity 24h : 7 kg

- Annual Energy Consumption: 219 kWh/a
- Climate Class: SN-ST
- EU19_Fast freezer facility_D: yes
- Noise Level : 36 dB
- Temperature rise time : EU19_Temperature rise time_D: 9 H



iQ500, built-in fridge-freezer with
freezer at bottom, 177.2 x 55.8 cm, flat
hinge
KI86SAFE0G

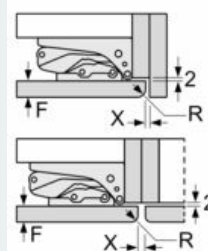
Dimensioned drawings



The specified unit door dimensions
are valid for a door gap of 4 mm.
measurements in mm

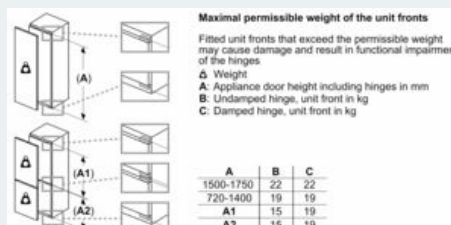
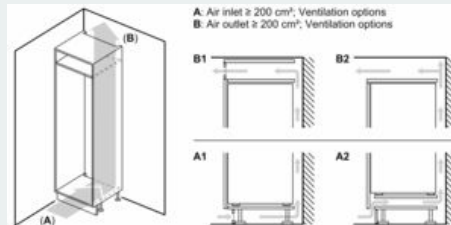
measurements in mm

Recommended gap dimensions for flat hinges



F	R	X
16-19	0-3	2.5
20	0-1	3
21	2-3	2.5
22	0-1	3
	2-3	2.5
	0	4
	1	3.5
	2-3	3

The gap dimensions recommended
in the table must be adhered to in order
to ensure that appliance doors do not
collide with anything when they are opened,
and to avoid causing damage to kitchen units.



Maximal permissible weight of the unit fronts

Fitted unit fronts that exceed the permissible weight
may cause damage and result in functional impairment
of the hinges.

Δ Weight

A: Appliance door height including hinges in mm

B: Undamped hinge, unit front in kg

C: Damped hinge, unit front in kg

A	B	C
1500-1750	22	22
720-1400	19	19
A1	15	19
A2	15	19